

# UTRGV-EHS-CCP Program

## Infants: Remote Teaching Instructional Guide

Week of: November 16-20,2020

Classroom Teachers and Room Number:

Director or Center Manager Approval:

Parent Acknowledgement:




Date:

Date:




**Learning Outcomes:** This week children will learn about people who help take care of them and keep them healthy: doctors, nurses, dentists and veterinarians.

### Learning Goals:






- Establishes secure relationships with primary caregivers (B.1.a.)
- Begins to develop personal relationships with peers (B.4.d.)
- Begins to learn and internalize rules routines and directions (B.3.e.)

<u>Mental Health:</u>	<u>Unite</u>	<u>Calm</u>	<u>Connect</u>	<u>Commit</u>
Dr. Bailey's Conscience Discipline Strategies	Morning Song: Good Morning to you.	Discussed taking deep breaths for the doctors when she is listening to our heart and lungs.  doctor doctor/doctora	Explain to the children that a veterinarian is a doctor who takes care of pets and that they sing the song together. Tell the children that you are going to teach your puppy to shake hands with your vet.  "Give me your hand" Songs to sing from Frog Street in Portal	Our classroom is a safe place. We are a community of people who learn and care for each other. I will take care of you and you will help me to do it
<b>Morning Message Sentences: 1.      A Doctor.</b> 				
<b>2. A Veterinarian. (Vet)</b> 				






# Literacy




Theme: Week :	Readiness Skill Must Do's: Sing the ABC Song	Family Connection	Nursery Rhyme/Song	Enrichment Activities	Special Needs Adaptations
<p><b>Wonderful Words of the Week:</b></p> <p>Doctor Nurse Dentist Veterinarian</p> <p><b>Language Enhancement:</b> (Use sign language for vocabulary words)</p>  	<p><b>Readiness Skill:</b></p> <p><b>Title of Story:</b> Community Helpers</p> <p><b>Read A Loud Tips:</b> Use different tones of voices and facial expressions.</p> <p><b>Discussion:</b> Teacher will discuss community helpers. T.W. demonstrate pictures and characters in the book.</p> <p>Who are community helpers that keep us stay healthy?</p> <p>Do you have any community helpers in your family?</p> <p><b>Learning Goals:</b></p> <ul style="list-style-type: none"> <li>•Engages with stories and books. (C.3.c.)</li> <li>•Hears and distinguishes the sounds and rhythms of language. (C.3.f.)</li> </ul> <p><b>Learning Outcomes:</b> This week children will learn about people who help take care of them and keep them healthy: doctors, nurses, dentists and veterinarians.</p>	<p><b>Family Connection</b></p> <p><b>Card Number or Newsletter:</b> <b>#8 Developing Trust</b></p>  <p><b>Family Game:</b> Sit On Up: Place baby in sitting position on the floor with their hands in front of their legs so they can push themselves up using their arms. Baby's back may look rounded in this position. Don't</p>	<p><b>Nursery Rhyme/s:</b></p> <p><b>Monkey's Jumping on the Bed</b> <a href="https://youtu.be/0ue nvW3DrMI">https://youtu.be/0ue nvW3DrMI</a></p> <p><b>Entrance Song:</b></p> <p><b>The More We Get Together</b> <a href="https://youtu.be/Spz LA-w118s">https://youtu.be/Spz LA-w118s</a></p> <p><b>Closing Song:</b> <b>Goodbye friends</b> <a href="https://youtu.be/2O9 75ewRT7Q">https://youtu.be/2O9 75ewRT7Q</a></p>	<p><b>Enrichment Activities</b></p> <p><b>Activity Title:</b> Spy Community Helpers Game</p> <p><b>Materials:</b> <b>Book- Community Helpers</b></p> <p><b>Procedure:</b></p> <ol style="list-style-type: none"> <li>1. Show children the book we will be reading today, show the cover page, back cover, title of book and illustrator.</li> <li>2. Ask children who are people who keep us safe as you begin to read the book.</li> </ol>	<p><b>Special Needs Adaptations</b></p> <p>Using props/stuffed animals introduce these to infant first, have infant touch and play with. Softly touch infant with props/stuffed animals, play the song of your choice at the same time, and sing to child making movements with props/ stuffed animals.</p>

	<p><b>Materials:</b></p> <ol style="list-style-type: none"> <li>1. Book- Community Helpers</li> <li>2. Puppets</li> </ol> <p><b>Procedures:</b></p> <ol style="list-style-type: none"> <li>1. Welcome child and family as you introduce yourself.</li> <li>2. Introduce your puppets and encourage children to sing the opening song.</li> <li>3. Show children the book we will be reading today, show the cover page, back cover, title of book and illustrator.</li> <li>4. Ask children who are people who keep us safe as you begin to read the book.</li> <li>5. Ask questions and state purpose of this activity.</li> <li>6. Thank students for reading with you and use puppet to sing goodbye song.</li> </ol> <p><b>Questions (Before, During, After):</b></p> <p><b><u>Before:</u></b> What do you see in the front cover of the book? Do know community helpers?</p> <p><b><u>During:</u></b> Who do we see in this picture? What does a dentist do? Nurse, Doctor, Vet have you visited any of these offices?</p> <p><b><u>After:</u></b> Have you been to the doctor before? Nurse, Doctor, Vet</p>	<p>worry, baby's back will become straighter as they get stronger. Helps baby learn to support himself in sitting.</p>		<p>3. While showing the pictures to children explain lets play the spy game and see which community helpers we can find.</p>	
--	--	--	--	--	--


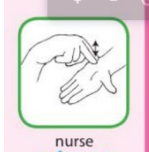

	   <p>English YouTube Video: </p> <p>Spanish YouTube Video: </p>				
--	--	--	--	--	--




Math					
<b>Wonderful Words of the Week:</b>  Doctor	<b><u>Readiness Skill:</u></b>  <b>Title of Story:</b> Building towers" <b><u>Learning Goals:</u></b>	<b><u>Family Connection</u></b>  <b>Card Number or Newsletter:</b> # 15 Developing Social Skills	<b><u>Nursery Rhyme/s:</u></b>  <b>Entrance Song:</b>	<b><u>Enrichment Activities</u></b>  <b>Activity Title:</b> <b>Matching colored Blocks</b>	<b><u>Special Needs Adaptations</u></b> Child can use foam blocks or any other soft


<p>Dentist Nurse Veterinarian</p> <p><b>Language Enhancement:</b> (Use sign language for vocabulary words)</p>  <p>doctor doctor/doctora</p>  <p>nurse</p>	<p>Develops the confidence to explore and make sense of the world through simple problem solving and trial and error (D.2.e.) Begins to demonstrate healthy and safe habits. (A.1h.)</p> <p><b>Learning Outcome:</b> Children will learn about people who help take care of them and keep them healthy. Doctors nurses, dentist, and veterinarians.</p> <p><b>Materials:</b></p> <ol style="list-style-type: none"> <li>1. Box</li> <li>2. Blocks (wooden blocks, foam blocks)</li> </ol> <p><b>Procedures:</b></p> <ol style="list-style-type: none"> <li>1) Take out all the blocks out of the box</li> <li>2) Begin to construct a tower</li> <li>3) You can create a big or small tower</li> <li>4) Count your stacked-up blocks</li> <li>5) Knock down your blocks</li> </ol> <p><b>Questions (Before, During, After):</b></p> <p><b>Before:</b> Who is another person who helps our animals to be healthy? Do you know?</p> <p><b>During:</b> How are we going to build these towers?</p> <p><b>After:</b> Do you know what they use to check the animals to keep them healthy?</p>  	 <p><b>Family Game:</b></p> <p>Hold baby on your lap. Try to get them to reach for a toy. Help them switch the toy from one hand to the other. <b>Helps baby work on hand-eye coordination.</b></p>	<p><a href="https://youtu.be/3ywlu30lqKA">https://youtu.be/3ywlu30lqKA</a></p> <p><b>Closing Song:</b> <a href="https://youtu.be/OlgHn7AqsQI">https://youtu.be/OlgHn7AqsQI</a></p>	<p><b>Materials:</b></p> <ol style="list-style-type: none"> <li>1. Box</li> <li>2. Colored Blocks</li> </ol> <p><b>Procedure:</b></p> <ol style="list-style-type: none"> <li>1) Take out all the blocks out of the box</li> <li>2) Encourage child to match the blocks by its color.</li> </ol>	<p>object that child is familiar with.</p>
--	---	--	--	---	--

	 <p>English YouTube Video: </p> <p>Spanish YouTube Video: </p>				
--	---	--	--	--	--

Pretend and Learn					
<b>Wonderful Words of the Week:</b> Doctor, Nurse,	<b>Readiness Skill:</b> <b>Title of Story:</b> Our Friend the Doctor. <b>Learning Goals:</b>	<b>Family Connection</b> <b>Card Number or Newsletter:</b> # 1 Giving Your Baby a Smart Start	<b>Nursery Rhyme/s:</b> <b>Entrance Song:</b> “If You’re Happy and You Know It” <a href="https://youtu.be/l4WNrvVjiTw">https://youtu.be/l4WNrvVjiTw</a>	<b>Enrichment Activities</b> <b>Activity Title:</b> Mommy heartbeat	<b>Special Needs Adaptations</b> Help the child with the

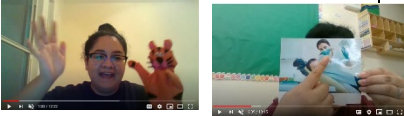


<p><b>Dentist, Friend</b></p> <p><b>Language Enhancement:</b> (Use sign language for vocabulary words)</p>  <p>doctor doctor/doctora</p>  <p>nurse</p>	<p>Develops an increasing capacity to pay attention, focus, concentrate, and be involved (B.2.1)</p> <p><b>Learning Outcomes:</b> The child will learn about how the doctor, dentist and nurse help us to stay healthy.</p> <p><b>Materials:</b> 1.Toothbrush 2.Band aids 3. Some fruit 4.face mask 5.Toilet paper tube</p> <p><b>Procedures:</b> 1. Find a place where you can put your supplies, you can use a table or a rug. 2. In the place you choose, put your materials: 3. Toothbrush 4. Band-Aids 5. Some fruit 6. face mask 7. Toilet paper tube 8. Pretend to be a Doctor, Nurse or Dentist 9. Invite a friend or family member to play 10. The toilet paper tube will represent the stethoscope</p> <p><b>Questions (Before, During, After):</b> <b>Before:</b> How to stay healthy? <b>During:</b> Who help us to be healthy <b>After:</b> What are some tools that doctors use?</p> <p><b>English YouTube Video:</b> <b>Spanish YouTube Video:</b></p>	 <p><b>Family Game: Blow Raspberries:</b> Before dressing baby, press your lips on their tummy and blow air on their skin to make a noise. The sound and funny feeling will make them smile and giggle. This encourages baby to make their own noises and lip movements, which is good practice for babbling and copying sounds. Helps baby build communication skills.</p>	<p>Nm,</p> <p><b>Closing Song:</b> "Bye, Bye Goodbye" <a href="https://youtu.be/PraN5ZoSjiY">https://youtu.be/PraN5ZoSjiY</a></p>	<p><b>Materials:</b> No materials are required.</p> <p><b>Procedure:</b> 1. Sit in a comfortable place. 2. Place the baby on your lap. 3. Talk to the baby about the heartbeat. 4. Bring the baby close to your chest so you can hear Mommy's heartbeat.</p>	<p>materials you are using and let him explore it.</p>
--	---	---	---	--	--

	 <p>English YouTube Video: </p> <p>Spanish YouTube Video: </p>				
--	--	--	--	--	--

Art/Creativity Station					
<p><b>Wonderful Words of the Week:</b></p> <p>Doctor Nurses Teeth Dentist friends</p> <p><b>Language Enhancement:</b> (Use sign language for</p>	<p><b>Readiness Skill:</b></p> <p><b>Title of Story:</b> Let's Brush our Teeth</p> <p><b>Learning Goals:</b> -- Begins to learn and internalize rules, routines, and directions (B.3.e.)</p> <p><b>Learning Outcomes:</b> This week children will learn about people who help take care of them and keep them healthy: doctors, nurses, dentists, and veterinarians.</p>	<p><b>Family Connection</b></p> <p><b>Card Number or Newsletter:</b> #4 Developing Your Baby's Color Palette</p>  <p><b>Family Game:</b> While brushing our teeth: Give baby teethingers that have different</p>	<p><b>Nursery Rhyme/s:</b></p> <p><b>Entrance Song:</b> Hello Friends</p> <p><b>Closing Song:</b> Song: See You Later Alligator</p> <p><a href="https://www.youtube.com/watch?v=2QkhX7R7K7U">https://www.youtube.com/watch?v=2QkhX7R7K7U</a></p>	<p><b>Enrichment Activities</b></p> <p><b>Activity Title:</b> Cleaning our gums</p> <p><b>Materials:</b> 1. gauze</p> <p><b>Procedure:</b> 1. After the baby finishes breastfeeding. 2. With a damp gauze. 3. Roll it around the index finger and gently run it over the gum surfaces to remove any remaining milk.</p>	<p><b>Special Needs Adaptations</b></p> <p>Give child a toothbrush and encourage your child to brush their teeth everyday</p>



<p><b>vocabulary words)</b></p> <div data-bbox="111 215 231 365" data-label="Image"> </div> <div data-bbox="111 406 231 555" data-label="Image"> </div>	<p><b>Materials:</b></p> <ol style="list-style-type: none"> <li>1. White Paper or Paper Plate</li> <li>2. Toothbrush</li> <li>3. Whipped Cream or Toothpaste</li> <li>4. Black Marker</li> </ol> <p><b>Procedures:</b></p> <ol style="list-style-type: none"> <li>1. Draw an oversized tooth on the white paper or on the paper plate</li> <li>2. Give the child some whipped cream/toothpaste on the white paper/paper plate</li> <li>3. With the toothbrush, have child spread the whip cream/toothpaste all over the tooth</li> <li>4. Emphasize the importance of getting to all parts of the tooth to make sure it is clean!</li> </ol> <p><b>Questions (Before, During, After):</b></p> <ol style="list-style-type: none"> <li>1. What is this? (holding the toothbrush)</li> <li>2. What do we use a toothbrush for?</li> <li>3. Why do we need to brush our teeth?</li> </ol> <div data-bbox="350 1248 543 1502" data-label="Image"> </div>	<p>textures, hard or soft. It gives the baby a new sensory experience.</p> <div data-bbox="644 183 1026 412" data-label="Image"> </div>			
---	---	---	--	--	--

	 <p>English YouTube Video: </p> <p>Spanish YouTube Video: </p>				
--	---	--	--	--	--

STEAM Building Structures					
<b>Wonderful Words of the Week:</b>  <b>Language Enhancement:</b>	<b><u>Readiness Skill:</u></b>  <b>Title of Story:</b> Healthy and Unhealthy Foods  <b>Learning Goals:</b> Establishes secure relationships with primary caregivers (B.1.a.) -- Begins to develop personal	<b><u>Family Connection</u></b>  <b>Card Number or Newsletter:</b> #5 Respecting Your Baby's Acute Senses	<b><u>Nursery Rhyme/s:</u></b>  <b>Entrance Song:</b> Hello Friends  <b>Closing Song:</b> See You Later Alligator <a href="https://www.youtube.com/watch?v=...">https://www.youtube.com/watch?v=...</a>	<b><u>Enrichment Activities</u></b>  <b>Activity Title:</b> Different varieties of textures.  <b>Materials:</b> 1. Three carrots  <b>Procedure:</b>	<b><u>Special Needs Adaptations</u></b> Encourage child to eat healthy snacks it



doctor  
doctor/doctora



nurse

relationships with peers  
(B.4.d.)

**Learning Outcomes:** This week children will learn about people who help take care of them and keep them healthy: doctors, nurses, dentists, and veterinarians.

**Materials:**


1. Box (Wipes box, cardboard box, container etc.)
2. Pictures of Healthy Foods (can be found in newspapers, magazines, wrappers etc.)
3. Pictures of Unhealthy Foods (can be found in newspapers, magazines, wrappers etc.)

**Procedures:**

1. Have 2 boxes out in front of you
2. Mix the 2 groups of pictures around
3. Encourage child to match the pictures that are shown on the box of which foods are healthy and unhealthy

**Questions (Before, During, After):**

**Before:** Does anyone know what we are going to do with this box today?



**Family Game:**



Texture time: Let the baby touch fabrics with different textures such as wool and velvet. Use a different word to describe each one: "smooth", "rough", "smooth". The baby will not understand the meaning, but it is still good to expose the baby to new words. It helps the baby to learn about the world around him through his sense of touch.

[e.com/watch?v=2QkHx7R7K7U](https://www.youtube.com/watch?v=2QkHx7R7K7U)

1. Grass the carrots.
2. Cut a carrot into sticks and another into slices.
3. With the third carrot, puree.
4. Offer carrots on sticks, slices and puree. Arrange the carrots on a plate and let the baby explore and discover the different textures.



may be  
any fruit of  
their  
choice

**During:** Who likes to eat vegetables?  
**After:** Can we eat candy all the time?



English YouTube Video: 

Spanish YouTube Video: 

<p><b>Wonderful Words of the Week:</b></p> <p>Doctor Nurse Dentist Friend</p> <p><b>Language Enhancement:</b></p>  <p>doctor doctor/doctora</p>	<p><b>Title of Story:</b> Heartbeats</p> <p><b>Learning Goals:</b> Social- Emotional Develops an increasing capacity to pay attention, focus, concentrate, and be involved (B.2.1)</p> <p><b>Learning Outcomes:</b> The child will be learning about friends who keep us healthy: doctors, nurses, and dentist.</p> <p><b>Materials:</b></p> <ol style="list-style-type: none"> <li>1. paper cup</li> <li>2. toilet paper tube</li> </ol> <p><b>Procedures:</b></p> <ol style="list-style-type: none"> <li>1. Cut the paper cup on the bottom, or use the toilet paper tube</li> <li>2. Place the paper cup or the toilet paper tube to listen the heartbeats of the child.</li> <li>3. Discuss with child the importance of our heart is</li> </ol> <p><b>Questions (Before, During, After):</b></p> <p>Where is our heart?</p> <p>Who checks our heart?</p> <p>What do we use to listen to our heart?</p>	<p><b>Family Connection</b></p> <p><b>Card Number or Newsletter:</b> <b>#3 Seeing Through Your Baby's Eyes</b></p>  <p><b>Family Game:</b> Body massage: after the bath or during the change, gently massage the baby from the top of the head to the bottom of the feet. Massages are good for all babies.</p>	<p><b>Nursery Rhyme/s:</b></p> <p><b>Entrance Song:</b></p> <p>If You're Happy and You Know It</p> <p><a href="https://youtu.be/l4WNRvVjiTw">https://youtu.be/l4WNRvVjiTw</a></p> <p><b>Closing Song:</b> Bye, Bye Goodbye</p> <p><a href="https://youtu.be/PraN5ZoSjiY">https://youtu.be/PraN5ZoSjiY</a></p>	<p><b>Enrichment Activities</b></p> <p><b>Activity Title:</b> Talking about emotions</p> <p><b>Materials:</b></p> <ol style="list-style-type: none"> <li>1. Sheet of paper</li> <li>2. Markers, pencil or pen</li> </ol> <p><b>Procedure:</b></p> <ol style="list-style-type: none"> <li>1. I said different faces with different emotions on the sheet of paper.</li> <li>2. Put the baby on your lap.</li> <li>2. Talk to your baby about emotions, while showing him the faces you draw.</li> </ol>	<p><b>Special Needs Adaptations</b></p> <p>Help your child hold the stethoscope when using it.</p>
--	---	--	---	--	--



English YouTube Video: 

Spanish YouTube Video: 

## Physical Development


**Wonderful Words of the Week:**

Doctor  
Dentist  
Nurse  
Veterinarian

**Language Enhancement:**



doctor  
doctor/doctora



nurse

**Readiness Skill:**

**Title of Story:** "Rocking a Ball"

**Learning Goals:**

Develops increasing ability to change positions and move body from place to place. (A2b)

**Learning Outcome:**

Children will learn about people who help take care of them and keep them healthy. Doctors, nurses, dentist, and veterinarians.

**Materials:**

1. Box
2. Blocks (wooden or foam)

**Procedures:**

Put the baby on his stomach with his little hands to the side, while standing take care of the baby on his hips or legs and roll the ball slowly for at least a minute. Put an object in front of the baby to try to grasp the object.

**Questions (Before, During, After):**

**Before:** Who is the person that helps you, maintain healthy?


**During:** Do you like balls?

**After:** Would you like to know what the doctor uses to know if we are healthy?

**Family Connection**

**Card Number or Newsletter:**

#14 Encouraging Motor Skills



**Family Game:**

**Rock and Roll Over:** Baby may be rocking back and forth on tummy or rolling on the floor as he gains better control over his movement. Encourage baby to continue rolling by holding a toy out for them to reach during Tummy Time. **Helps baby build muscles to roll from tummy to back.**

**Nursery Rhyme/s:**

**Entrance Song:**

<https://youtu.be/3ywlu30lqKA>

**Closing Song:**

<https://youtu.be/OlgHn7AqsOI>

**Enrichment Activities**

**Activity Title:** Roll Baby Roll

**Materials:**

1. a rolled-up blanket.



**Procedure:**

1. Lie down next to baby and put them on their side, supported by a rolled-up blanket.
2. Talk so they reach for you until they roll over. Clap when they do! Roll baby back gently so they keep rolling.

**Helps baby strengthen core muscles to prepare for future milestones.**

**Special Needs Adaptations**

One way to increase your baby's interest in tummy time on the ball is to place an interesting item (mirror or toy) directly in front of the ball.






English YouTube Video:



Spanish YouTube Video:





Music and Movement					
<p><b>Wonderful Words of the Week:</b></p> <p>Doctor, nurse, dentist, veterinarian</p> <p><b>Language Enhancement:</b></p>  <p>doctor doctor/doctora</p>  <p>nurse</p>	<p><b>Readiness Skill:</b></p> <p><b>Title of Story:</b> Community Friends</p> <p><b>Learning Goals:</b> (B.2.d.) Shows awareness of relationships to family/community/cultural groups. (C.3.f.) Hears and distinguishes the sounds and rhythms of language.</p> <p><b>Learning Outcomes:</b> This week children will learn about people who help take care of them and keep them healthy: doctors, nurses, dentists and veterinarians.</p> <p><b>Materials:</b> Song- Community Friends Puppets Shakers (Any items to make sounds) Thermometer Band-Aid</p> <p><b>Procedures:</b> 1. Welcome child and family as you introduce yourself. 2. Introduce your puppets and</p>	<p><b>Family Connection</b></p> <p><b>Card Number or Newsletter:</b> #7 Helping Your Baby Make Transitions</p>  <p><b>Family Game:</b> Noise Makers: Give baby toys that make noise. Baby is starting to learn cause and effect. They may start to shake, drop, or bang toys together. You can give baby household items like pots, pans, spoons, etc. Helps baby learn to play with toys in different ways to see how they move and sound.</p> <p><b>Community Friends</b> (Frog Street Sing-Along Songs CD (Tune: "The Farmer in the Dell")</p> <p>The doctor keeps us well. The doctor keeps us well. Hi-ho, the derry-o! The doctor keeps us well.</p> <p>The nurse helps the doctor. The nurse helps the doctor. Hi-ho, the derry-o! The nurse helps the doctor.</p>	<p><b>Nursery Rhyme/s:</b></p> <p><b>Entrance Song:</b> The More We Get Together <a href="https://youtu.be/SpzLA-w1l8s">https://youtu.be/SpzLA-w1l8s</a></p> <p><b>Closing Song:</b> Goodbye friends <a href="https://youtu.be/20975ewRT7Q">https://youtu.be/20975ewRT7Q</a></p>	<p><b>Enrichment Activities</b></p> <p><b>Activity Title:</b> Rattle Shakes</p> <p><b>Materials:</b></p> <ol style="list-style-type: none"> <li>1. Rattle Shakes</li> </ol> <p><b>Procedure:</b></p> <ol style="list-style-type: none"> <li>1. Keep playing with rattles and encourage baby to reach for them.</li> <li>2. Try placing the rattle above baby's chest, between knees, and out to the sides.</li> <li>3. Don't forget to let baby shake it!</li> </ol> <p><b>Helps baby develop motor skills by encouraging them to reach for toys and hold them.</b></p>	<p><b>Special Needs Adaptations</b></p> <p>Help children understand who a doctor and nurse are by showing them pictures and point to the doctor as you say doctor. Child may have trouble talking so it is important to teach sign language to be able to communicate</p>

encourage children to sing the opening song.

3. Ask children who are people who keep us safe as you mention we are going to sing a song about people who are our community friends. (Use shakers to keep children engaged, use thermometer and band-aid to demonstrate how a nurse helps a doctor)

4. Ask questions and state purpose of this activity.

5. Thank students for singing with you and use puppet to sing goodbye song.

**Questions (Before, During, After):**

**Before:**

Who are community helpers that keep us healthy?

Can you sing along with me?

**During:**

How does the doctor keep us well?

Did the doctor check your heart?

**After:**

How does the nurse help the doctor?

Amigos de la comunidad  
(Canciones para cantar juntos de Frog Street CD)  
(Tune: "The Farmer in the Dell")

El doctor nos cuida bien  
El doctor nos cuida bien  
¡Eso es lo mejor!  
El doctor nos cuida bien.  
La enfermera ayuda al doctor.  
La enfermera ayuda al doctor.  
¡Eso es lo mejor!  
La enfermera ayuda al doctor.

Has a nurse taken  
care of you before?

Can you sing the  
goodbye song with  
me?



**English YouTube**

**Video:**



**Spanish YouTube**

**Video:**

